

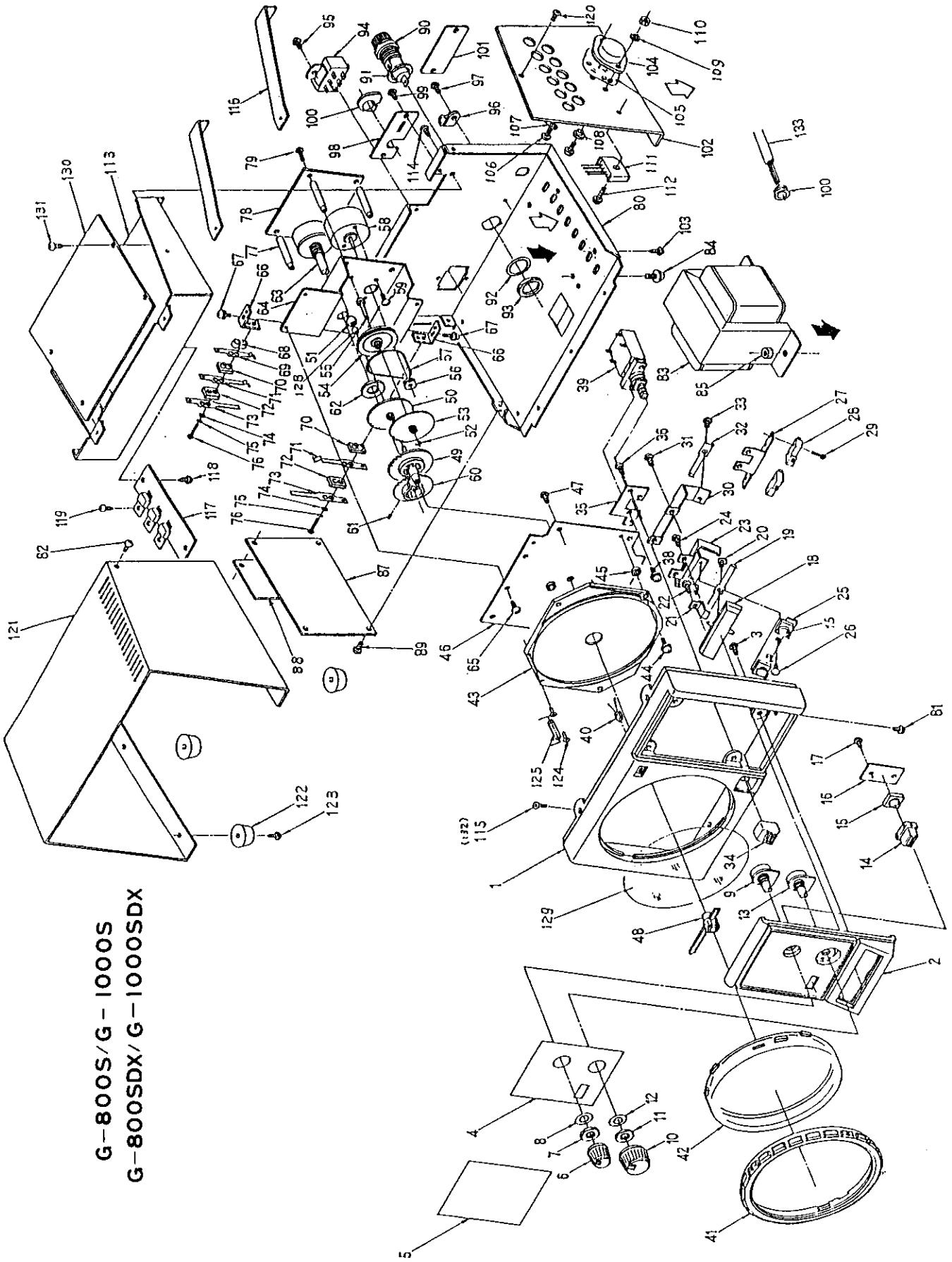
Controller Unit

Ref. No.	Model Unit	S	SDX	Qty.	Part Description
1	S/SDX	S8000407	S8000440	1	Front Panel
2	S/SDX	S8000408	S8000441	1	Switch Panel
3	S/SDX	S8000834	S8000834	4	3 x 8 Screw
4	SDX		S8001189 S8001190	1	Switch Panel Name Plate for G-800SDX Switch Panel Name Plate for G1000SDX
5	S	R8123320 R8123330		1	Switch Panel Name Plate for G-800S Switch Panel Name Plate for G1000S
6	SDX		S8000442	1	Speed Control Knob
7	SDX		S8000859	1	VR Nut
8	SDX		S8000860	1	VR Washer
9	SDX		Q9000425	1	Speed Control VR
10	SDX		S8000444	1	Preset Knob
11	SDX		S8000861	1	VR Nut
12	SDX		S8000862		VR Washer
13	SDX		Q9000426	1	Preset VR
14	SDX		S8000444	1	Reset Knob
15	SDX SDX SDX		N7090084 N7090085 N7090086	1	"L-R" Rotation Switch "L-R" Rotation Switch Reset Switch
16	SDX		Q9000488	1/4	PC Board # 1
17	SDX		S8000863	2	3 x 8 Screw
18	S/SDX	S8000409	S8000445	1	"L-R" Knob
19	S/SDX	S8000410	S8000446	1	Switch Spring
20	S/SDX	S8000835	S8000835	1	3 x 8 Screw
21	S/SDX	S8000411	S8000447	1	L/R Knob Fixing Metal
22	S/SDX	S8000836	S8000836	1	3 x 8 Screw
23	SDX		S8000864	1	L/R Switch Mounting Plate
24	S/SDX	S8000837	S8000837	2	3 x 8 Screw
25	SDX		Q9000488	1/4	P.C. Board #2
26	SDX		S8000865	2	3 x 6 Screw
27	S	S8000412		1	L/R Switch Mounting Plate
28	S	N7090078 N7090079		1 1	L/R Switch L/R Switch
29	S	S8000854		4	M2.3 x 10 Screw
30	S	S8000413		1	Lock Spring Mounting Metal
31	S	S8000855		2	3 x 8 Screw
32	S	S8000414		1	Lock Spring
33	S	S8000856		1	3 x 6 Screw
34	S/SDX	S8000415	S8000448	1	Power Switch Knob
35	S/SDX	S8000416	S8000449	1	Power Switch Mounting Plate
36	S/SDX	S8000838	S8000838	2	3 x 8 Screw
37					
38	S/SDX	S8000839	S8000839	2	M3 x 6 Screw
39	S/SDX	N7090074	N7090080	1	Power Switch
40	S/SDX	G2090418	G2090418	1	LED

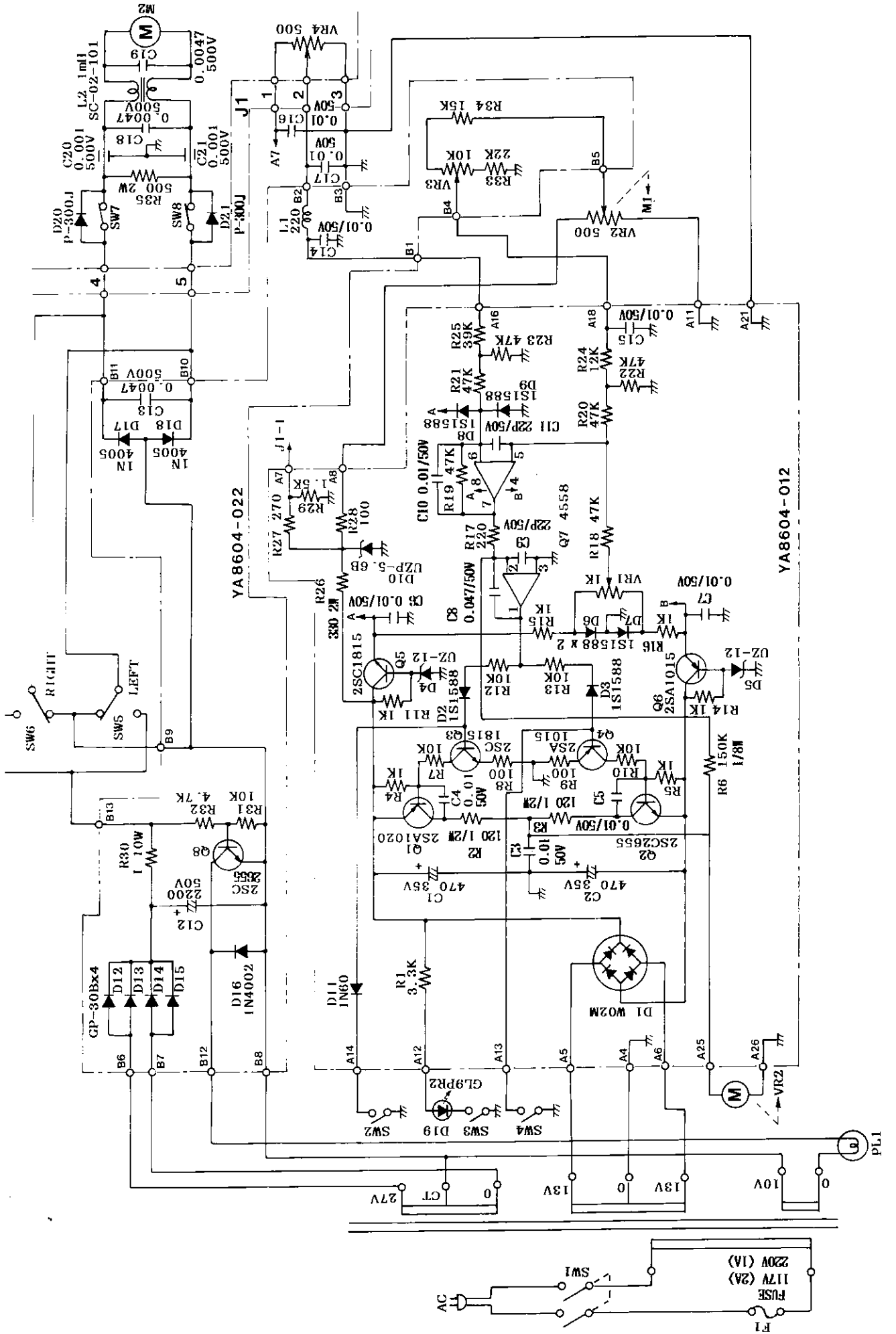
Ref. No.	Model Unit	S	SDX	Qty.	Part Description
41	S/SDX	S8000417	S8000450	1	Bezel
42	S/SDX	S8000418	S8000451	1	Clear Cover
43	SS/DX	S8000419	S8000452	1	Dial Scale
44	S/SDX	S8000840	S8000840	3	3 x 10 Screw
45	S/SDX	S8000420	S8000453	3	Dial Plate Spacer
46	S/SDX	S8000421	S8000454	1	Dial Mounting Plate
47	S/SDX	S8000841	S8000841	4	3 x 8 Screw
48	S/SDX	S8000422	S8000455	1	Indicator Needle
49	S/SDX	S8000423	S8000456	1	Control Gear #2
50	S/SDX	S8000424	S8000457	1	Control Gear #1
51	S/SDX	S8000425	S8000458	1	Insulation Bush
52	S/SDX	S8000842	S8000842	1	"E" Ring 02
53					
54	S/SDX	S8000426	S8000459	1	Large Pulley
55	S/SDX			1	Gear Shaft (installed in No. 64 Gear Base)
56	S/SDX	S8000427	S8000460	1	Small Pulley
57	S/SDX	S8000428	S8000461	1	Rubber Belt
58	S/SDX	M2190015	M2190015	1	DC Motor
59	S/SDX	S8001019	S8001019	2	M2.6 x 5 Screw
60	S/SDX	S8000429	S8000462	1	VR Gear
61	S/SDX	S8001020	S8001020	1	M3 x 3 VR Gear Setscrew
62	S/SDX	S8001021	S8001021	1	VR Nut w/Washer & Split Washer
63	S/SDX	Q9000422	Q9000422	1	Potentiometer
64	S/SDX	S8000430	S8000463	1	Gear Base (Incl. No. 55, 77)
65	S/SDX	S8000843	S8000843	4	3 x 6 Screw
66	S/SDX	N7090075	N7090081	1	3p Leaf Switch Assembly (Incl. No. 67 - 76)
67-76					
77	S/SDX			1	Stud (installed in No. 64 Gear Base)
78	S/SDX	Q9000478	Q9000487	1	P.C. Board #5
79	S/SDX	S8000844	S8000844	4	M3 x 6 Screw
80	S/SDX	S8000431	S8000464	1	Chassis
81	S/SDX	S8000845	S8000845	3	3 x 8 Screw
82	S/SDX	S8000846	S8000846	2	3 x 6 Screw
83	S/SDX	L3190010	L31900012	1	
84	S/SDX	S8000847	S8000847	2	M4 x 10 Screw
85	S/SDX	S8000848	S8000848	2	M4 Nut
86					
87	SDX		Q9000488	1/4	P.C. Board #3
88	S	Q9000479		1	P.C. Board #6
89	SDX		S8000866	4	3 x 6 Screw
	S	S8000857		2	3 x 6 Screw

Ref. No.	Model Unit	S	SDX	Qty.	Part Description
91	S/SDX	P2000038 Q0000002 Q0000003	P2000039 Q0000002 Q0000003	1	Fuse Holder (incl. No. 91 - 93) Fuse (220 V) Fuse (117V)
91-93					
94	S/SDX	S8000432	S8000465	1	Control Cable Socket
95	S/SDX	S8000849	S8000849	2	3 x 6 Screw
96	SDX	S8000434	S8000466	1	Cord Clamp
97	SDX		S8001022	1	3 x 8 Screw
98	SDX		S8001023	1	Expansion Board Rear Cover
99	S/SDX	S8000850	S8000850	2	3 x 6 Screw
100	S/SDX	S8000433	S8000467	2	Rubber Grommet
101	S	S8000435		1	Blind Cover
102	SDX		S8000469	1	Heat Sink
103	SDX		S8000867	2	3 x 6 Screw
104	SDX		G3090014	1	Transistor
105-110					
111	SDX		G2090437	1	Bridge Diode
112	SDX		S8000868	1	3 x 12 Screw
113	SDX		S8000869	1	Expansion Board Chassis
114	S/SDX	S8000851	S8000851	2	3 x 6 Screw
115	SDX		S8000870	2	M3 x 6 Screw
116	S	S8000436		2	Front Panel Supporting Plate
117	SDX		Q9000488	1/4	P.C. Board #4
118	SDX		S8001024	2	3 x 6 Screw
119	SDX		S8000871	1	3 x 6 Screw
120	SDX		S8000872	1	3 x 6 Screw
121	S/SDX	S8000437	S8000471	1	Cover
122	S/SDX	S8000438	S8000472	4	Rubber Foot
123	S/SDX	S8000852	S8000852	4	3 x 8 Screw
124	S/SDX	S8000853	S8000853	2	Eyelet w/Lug Terminal
125	S/SDX	Q1000069	Q1000070	1	Axial Lamp
126-127					
128	S/SDX	S8001026	S8001026	1	Bushing
129	S/SDX	S8000439	S8000473	1	Direction Sheet (Accessory)
130	SDX		A0458001	1	Expansion Board (option=GS-23)
131	SDX		S8000873	4	3 x 8 Screw
132	S	S8000858		2	3 x 8 Screw for S version
133	S/SDX	S8100274 S8100275	S8100274 S8100275	1 1	Power Cord for 220V Power Cord for 117V

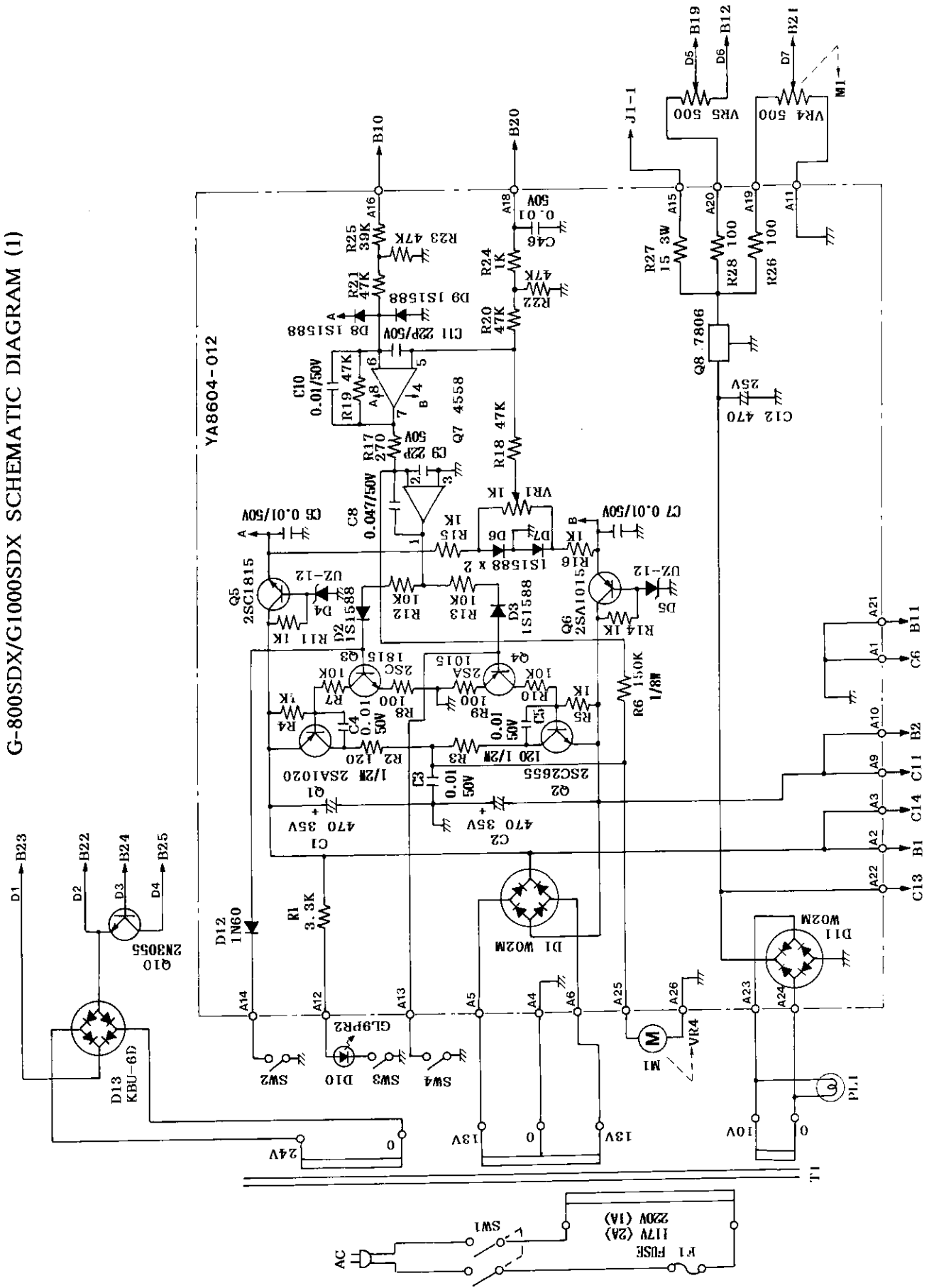
**G-800S/G-1000S
G-800SDX/G-1000SDX**



G-800S/G1000S SCHEMATIC DIAGRAM



G-800SDX/G1000SDX SCHEMATIC DIAGRAM (1)



G-800SDX/G1000SDX SCHEMATIC DIAGRAM (2)

